

Year 4

St Josephine Bakhita

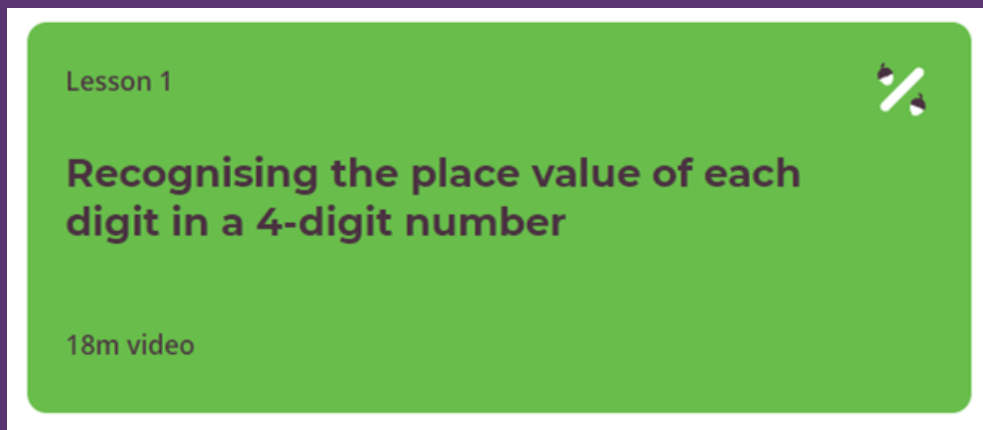
8 days of Home Learning Activities


If you have completed the activities, we would love to see your work. So please bring it back to school when you return

Day 1

Maths.

Please follow this link to the Oak Academy 4 digit number Lesson and activities.



Lesson 1 

Recognising the place value of each digit in a 4-digit number

18m video

This is a lesson card with a green background and rounded corners. It features the text 'Lesson 1' in the top left, a share icon in the top right, the main title 'Recognising the place value of each digit in a 4-digit number' in the center, and '18m video' in the bottom left.

Literacy - Writing and SPAG

Lesson 1



To develop an understanding of key characters from 'The Borrowers'

20m video

Lesson 2



To investigate suffixes -ary/-ery

22m video

Day 2

Maths

Please follow this link to the Oak Academy 4 digit number Lesson and activities. If you missed yesterday's lesson, please go back and review it first.

Lesson 2



**Ordering and comparing numbers
beyond 1000**

24m video

Literacy - SPAG and Writing

Lesson 3



To revise our knowledge of word class

20m video

Lesson 4



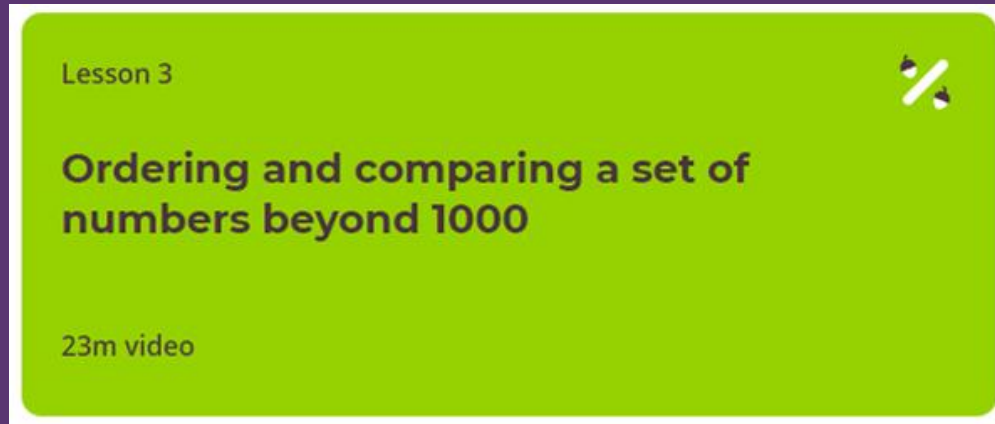
To generate vocabulary for character description


21m video

Day 3

Maths

Please follow this link to the Oak Academy 4 digit number Lesson and activities. If you missed yesterday's lesson, please go back and review it first.



Lesson 3 

Ordering and comparing a set of numbers beyond 1000

23m video

Literacy - SPAG and Reading

Lesson 5

Aa

To develop a rich understanding of words associated with large objects

24m video

Lesson 6

Aa

To analyse and interpret a setting description from an extract

19m video

Day 4

Maths

Please follow this link to the Oak Academy 4 digit number Lesson and activities. If you missed yesterday's lesson, please go back and review it first.

Lesson 4



Finding 10, 100 or 1000 more than a given number

23m video

Literacy - Writing and SPAG

Lesson 7



**To practise and apply knowledge of
suffixes -ary/-ery**

20m video

Lesson 8



To plan the opening

16m video

Day 5

Maths

Please follow this link to the Oak Academy 4 digit number Lesson and activities. If you missed yesterday's lesson, please go back and review it first.



Lesson 5

Finding 10, 100 or 1000 less than a given number

21m video

A green rectangular card with rounded corners, containing text and a share icon. The text is white and black. The share icon is white.

Literacy - Writing and SPAG

Lesson 9



To write the opening

19m video

Lesson 10



To practise speech with punctuation

27m video

Day 6

Maths

Please follow this link to the Oak Academy 4 digit number Lesson and activities. If you missed yesterday's lesson, please go back and review it first.

Lesson 6



Rounding numbers to the nearest 10

24m video

Literacy - SPAG and Writing

Lesson 11



To generate vocabulary for the build-up

19m video

Lesson 12



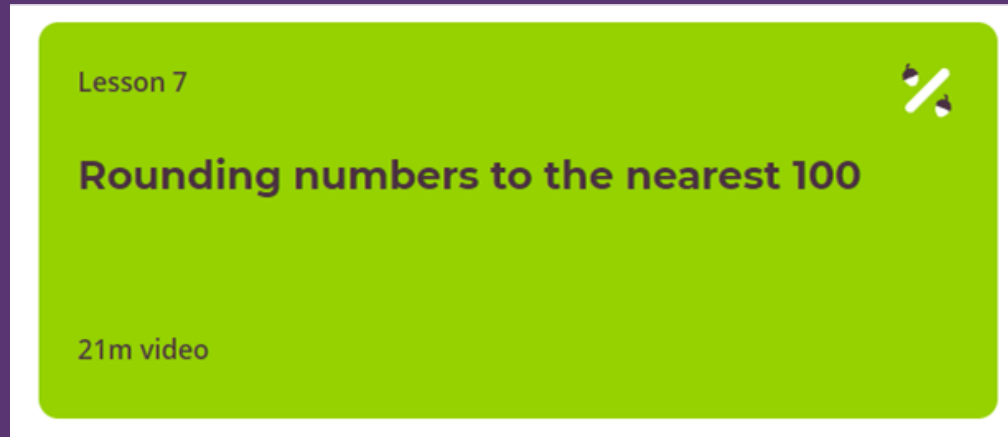
To plan the build-up

17m video

Day 7

Maths

Please follow this link to the Oak Academy 4 digit number Lesson and activities. If you missed yesterday's lesson, please go back and review it first.



Literacy - Double writing

Lesson 13



To write the build-up

17m video

Lesson 14



To analyse the climax and resolution

20m video

Day 8

Maths

Please follow this link to the Oak Academy 4 digit number Lesson and activities. If you missed yesterday's lesson, please go back and review it first.

Lesson 8



**Rounding numbers to the nearest
1000**

16m video

Literacy

Lesson 15

Aa

**To develop reading for pleasure
through discussion of favourite
characters**

19m video