

Oxfordshire Fire and Rescue Service

V3.0

Fire safety activity booklet Key Stage Two

Links to KS2 PHSE and
Citizenship 1C, 3A, 3E & 5D



NAME:

Firefighter's secret code

V3.0

Use the secret code to find out what the message is!

1	2	3	4	5	6	7	8	9	10	11	12	13
a	b	c	d	e	f	g	h	i	j	k	l	m

14	15	16	17	18	19	20	21	22	23	24	25	26
n	o	p	q	r	s	t	u	v	w	x	y	z

26-19	18-13	4x5

41-26	3x7	58-38

76÷4	2x10	1x1	5x5

30÷2	63÷3	36-16

41-40	7x2	12÷3

36-29	14-9	10x2

69-49	32÷4	35÷7

44-38	3x3	3x6	26-21

8+11	29-24	9x2	58-36	27÷3	9-6	38-33

3x5	33-12	74-54

Smoke alarms

V3.0

Smoke alarms are very important, they help to make our homes safe.

We need to take care of our smoke alarms to make sure they are working properly.

Under each heading in the boxes below write all the information you know about looking after smoke alarms.

Job of smoke alarms	Battery
Testing	How many and where
Cleaning	How can you help Oxfordshire into the Test it Tuesday routine

Home fire escape plan

V3.0

A home fire escape plan makes sure that you and your family know how to get out safely if your smoke alarm goes off.

A. Complete the following sentences using the words below.

- 1 Keep and using the and exit.
- 2 Check the with the of your
- 3 When the alarm sounds get of bed.
- 4 If it feels, open the door.
- 5 Arrange a place outside.
- 6 Get, out and get the out.

smoke
safest
out
quickest

back
hand
door
service

fire
stay
crawl
meeting

low
cool
out

B. Put these sentences in the correct order in the boxes below. The first one has been done for you.

5					
---	--	--	--	--	--

Make an escape plan

V3.0

Sit down with your family and make a fire escape plan together so you all know what to do if there is a fire in your home.

Write down your family's action plan for:

- If there is a fire
- If the planned escape route is blocked

Drawing your escape plan

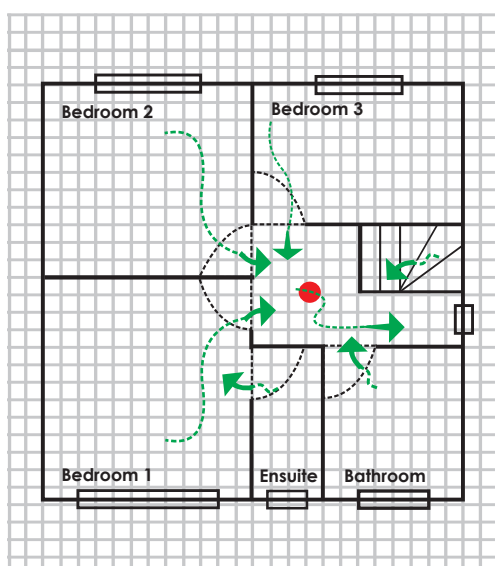
Mark the location of the **smoke alarms in red**, your **escape plan main route in green** and your **second escape route in blue** like the example below.

You can remove the escape planner page from the book by cutting along the dotted lines and display your family's escape plan in your home.

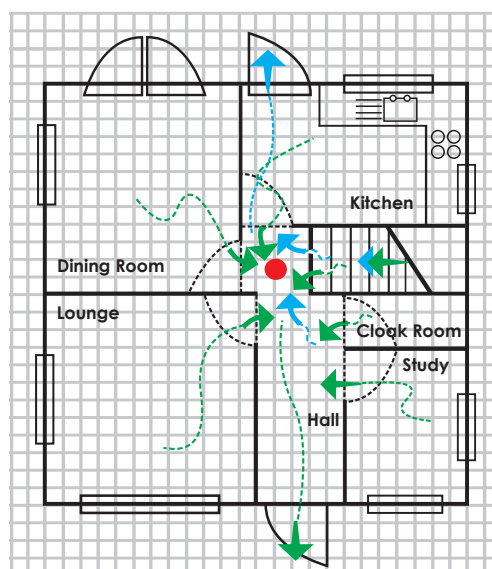
Visit www.365alive.co.uk for guidance on how to make an escape plan and what to do in an emergency.



Upstairs plan



Downstairs plan



Fire escape planner

V3.0

Fire escape plan for the _____ family


If there is a fire we will:




If the planned escape routes are blocked we will:



Upstairs escape plan



Downstairs escape plan



Fire wordsearch

Some fires in the home would not happen if everyone was aware of dangers and if they were careful.

Circle the fire safety words in the wordsearch below. Some of the words are left to right, some are right to left, some are up or down and some are diagonal.

window

smoke alarm

escape plan

key

crawl low

exit

door

oxygen

triangle of fire

practice

testing

hoax

heat

toxic

electrical

f	g	t	a	o	z	i	c	t	o	e	s	r	p	i	o
b	d	e	r	n	a	l	p	e	p	a	c	s	e	q	m
r	e	a	w	i	n	d	o	w	e	c	i	l	l	s	r
s	x	a	p	r	a	c	t	i	c	e	q	n	e	o	a
u	t	r	t	s	l	n	w	m	i	p	x	e	c	x	l
r	h	o	a	x	o	s	g	u	r	n	t	a	t	y	a
c	a	d	w	c	m	t	j	l	h	l	s	l	r	r	e
r	v	d	s	h	o	b	o	i	e	f	y	a	i	n	k
a	s	t	j	z	e	x	w	g	a	o	x	r	c	v	o
w	y	e	h	g	y	p	y	e	t	l	f	k	a	s	m
l	i	s	t	r	j	e	t	g	o	z	r	f	l	r	s
l	f	t	i	x	e	m	c	t	e	s	k	r	i	d	a
o	y	i	c	n	c	o	i	n	k	n	o	c	p	r	f
w	e	n	d	k	e	y	x	b	d	e	x	g	o	y	e
g	z	g	f	n	h	v	o	i	o	l	s	o	q	l	t
a	b	t	e	s	i	j	t	m	r	n	d	m	u	i	b

Triangle of fire

V3.0

Do you know how fire burns?



Every fire needs:

- Heat
- Fuel
- Air

Heat, fuel and air are called the “Triangle of Fire”. If we remove any one of these things the fire will go out.

If you squirt water on a fire it turns to steam and takes away the heat. The fire then cools down and goes out.

If you cover a candle flame and keep out the air this will not allow the fire to “breathe” and the candle will go out.

If you bake with a gas cooker and turn off the gas, you are removing the fuel. The gas flame will go out.

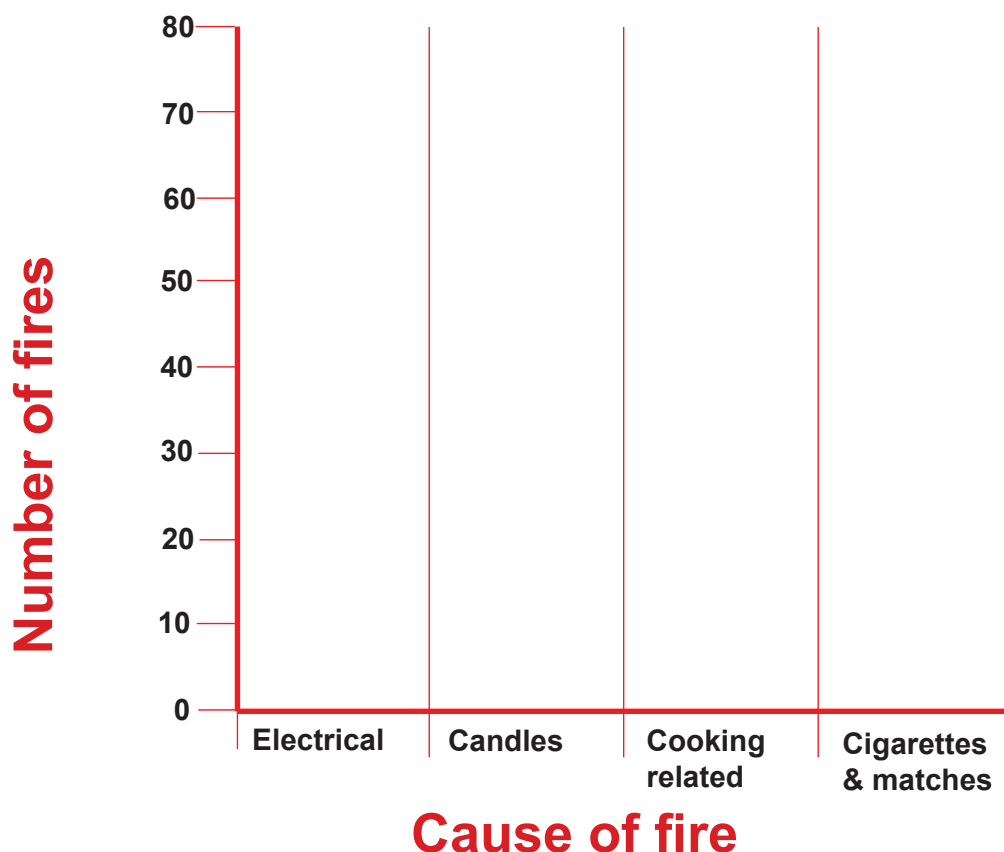
How do fires start

The fire service sometimes say that the three main causes of fires in the home are men, women and children.

This is because fires in the home are usually caused by carelessness. Most house fires start in the kitchen. Here are some of the ways fire can start.

Cause of fire	Number of fires
Cooking related	70
Cigarettes & matches	20
Electrical	60
Candles	10


Draw a bar chart to display this information



Stay safe at home

V3.0

Match up the causes of fire with the correct prevention action. There may be more than one correct prevention.



Tell a grown up

Make sure they are always in proper holders

Do not place near open windows and curtains

Make sure they are kept out of reach and sight of small children

Make sure they are put out

Don't overload

Never leave unattended

Crossword


Complete the fire safety crossword by using the clues below.

Across

- 1) An unsafe situation (9 letters)
- 6) An unsafe situation that must be dealt with immediately (9 letters)
- 7) Heat, fuel and air are called the of fire (8 letters)
- 9) Gives you early warning of a fire (2 words, 5 & 5 letters)
- 12) Should be kept out of reach of small children (3 words, 7, 3 & 8 letters)

Down

- 2) Fire that is deliberately started (5 letters)
- 3) What should you do if there is a fire? (6 words, 3, 3, 4, 3, 4 & 3 letters)
- 4) Never leave these unattended (7 letters)
- 5) What should you not leave unattended in the kitchen? (7 letters)
- 6) Make this in case there is a fire? (2 words, 6 & 4 letters)
- 8) A person whose job it is to prevent and deal with fires? (11 letters)
- 10) A false call to the emergency services (4 letters)
- 11) How often should you test your smoke alarm? (6 letters)



Fire safety quiz

V3.0

Tick the correct answer:

1) How often should you test your smoke alarms?

- a) Once a year
- b) Once a week
- c) Once a month

2) Who should you call if there is a fire at your home?

- a) Directory enquiries
- b) Your best friend
- c) Fire & Rescue Service - 999

3) Why is it wrong to make a hoax call to the emergency services?

- a) It's not any fun
- b) You will get told off
- c) It is illegal and dangerous as fire crews that are sent out in response to a hoax call cannot attend a real emergency

Write the answer below each question:

1) What is the triangle of fire?

2) What should you do if you see matches and lighters lying around?

3) Why are smoke alarms important?

Fire safety fun and games

V3.0



Visit www.365alive.co.uk

- To complete our online Home Fire Risk Check with your family to find out how fire safe your family are.
- For guidance on how to make your home fire escape plan.
- For fire and road safety advice.
- And fire and road safety fun and games.



Parents and guardians

V3.0

Reduce the risk of fire:

- Do not overload sockets
- Check your smoke alarm once a week
- Put all matches and lighters away in a safe place

Bedtime check:

- Check cookers and heaters are turned off
- Turn off computers and televisions
- Put out all candles
- Make sure you have put out any cigarettes
- Make sure all internal doors are closed

Remember:

- Get out, stay out, call 999

Follow **Oxfordshire Fire and Rescue Service (Official)** on **Facebook** **OxonFireRescue** on **Twitter** to receive a weekly test your smoke alarm reminder, safety advice, news and events.

Alternatively you can register for a free test your smoke alarm reminder at www.safelincs.co.uk/reminders

Visit www.365alive.co.uk for fire safety advice.



www.365alive.co.uk